














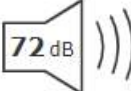
 **ENERG**  

HISENSE WFQA1014EVJM

A        **A** 

52 kWh /  **100**

 **10.0 kg**  **3:58**  **46 L**

 **A B C D E F G**  **72 dB** **A B C D**

2019/2014

